



MARITIME & PORTS

Challenges

- Continued demand for large volumes of raw commodities from developing countries will require an appropriately skilled workforce within the Maritime and Ports sectors. A strong knowledge of shore-based activities will be necessary to complement specialised knowledge in some occupations. Labour with the right skill mix is the key.
- Automation of ports has improved productivity, but technology cannot replace some essential functions. The workforce will need to be able to operate technology while remaining appropriately skilled to deal with increasing throughput.

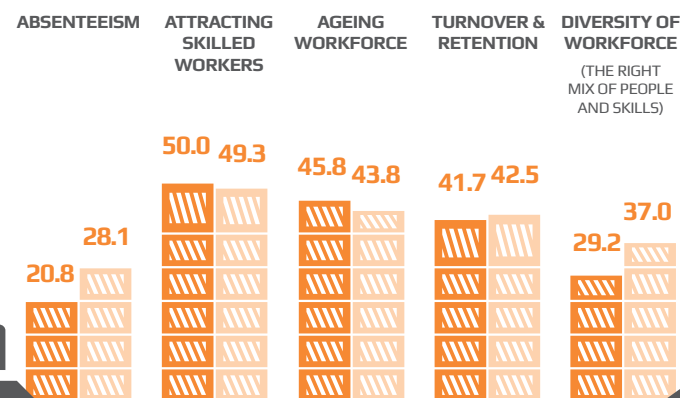
Opportunities

- The Government has announced plans to look at the Maritime and Ports sectors with a view to streamlining processes to foster a vibrant and sustainable shipping industry in Australia.
- The release of the Australian Maritime Workforce Development Strategy in mid 2013 set out a plan for reform and transformation of maritime workforce arrangements, including improving data on the workforce, setting training targets and increasing efforts to integrate training college arrangements.

LABOUR ISSUES

EMPLOYER-REPORTED LABOUR ISSUES AFFECTING BUSINESS, 2014 (%)

Maritime and Ports (dark orange) | All Transport (light orange)



FACTS & FIGURES

1,400

new Stevedore roles projected by 2017.

1.1%

a year projected employment growth rate for Maritime and Ports from 2013-17.

36%

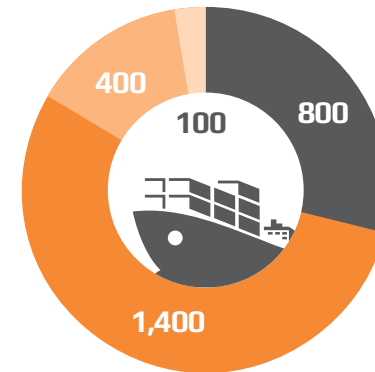
of the Maritime and Ports workforce holds no post-school qualification compared with 37% of workers across all industries.

4%
FEMALE

96%
MALE

TRAINING NEEDS

The minimum training needs in the Maritime and Ports sectors are estimated to be 2,600 new qualifications from 2013-17 with more than half of these for engineering occupations. Training needs for the Stevedoring workforce are disproportionately low as traditionally most workers do not hold full qualifications. Demand is highest for Diploma or higher level qualifications.

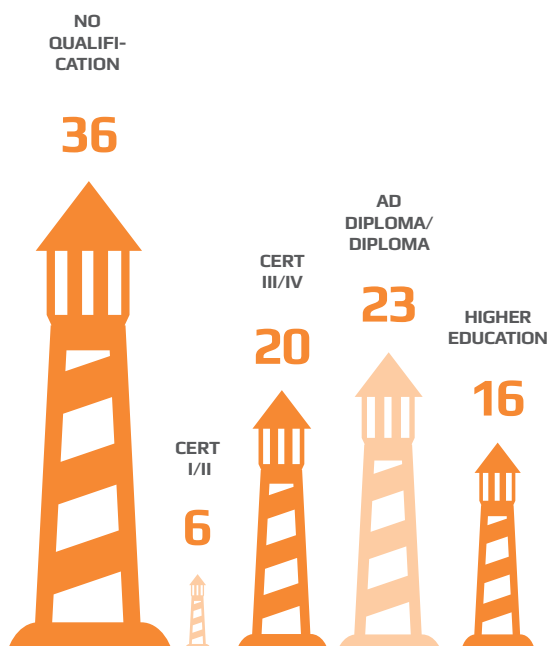


NEW MARITIME QUALIFICATIONS REQUIRED, NUMBER OF PERSONS, 2013-17

Higher Education (dark grey), Ad Diploma/Diploma (orange), Certificate III/IV (light orange), Certificate I/II (very light orange)

QUALIFICATIONS PROFILE

QUALIFICATION DISTRIBUTION OF EMPLOYMENT IN MARITIME AND PORTS, 2011 (%)



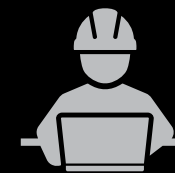
SKILLS IN DEMAND



CONTAINER FORKLIFT OPERATOR



HARBOUR MASTER



VESSEL TRAFFIC SERVICES (VTS) OPERATOR



PORT MANAGER/ TERMINAL MANAGER



MARINE ENGINEER

INDUSTRY DEMOGRAPHICS



Sector size (workers)

2012
16,000

2017
17,000



Working 35 hours or more per week

72%



Aged 45 years and older

42%